

UFO-LED HIGH BAY ADJUSTABLE WATTAGE/CCT/BEAM



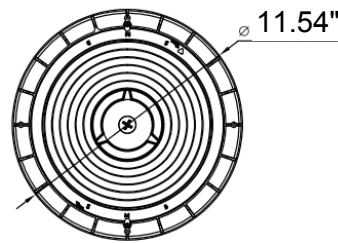
UHB1610-200W-110-H-TCP



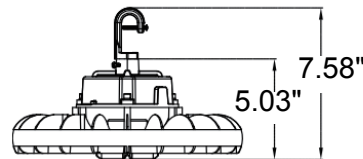
Features

1. Simple and stylish appearance.
2. Excellent heat dissipation.
3. DLC 5.1 Premium with high luminous efficacy and low UGR.
4. Branded driver and LED's.0-10V dimming
5. PnP sensor option.
6. Mounting options: hook/chain, pole pendent and surface mounting.
7. Round EM driver for fast installation.
8. Very complete accessories for option.
9. CCT 4000K-5000K
10. Adjustable light angle.

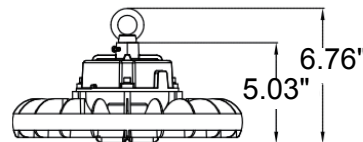
Product Dimension



Hook:



Rings:



200W

TP/TCP:

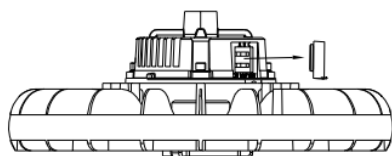
100W/150W/200W

Lighting Parameters

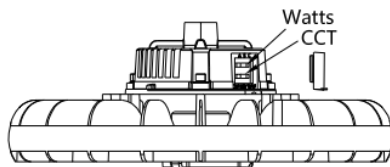
Model Number	Wattage	Working Voltage	CCT	Lamp Bead Model	LED Driver	Beam Angle	Lighting Efficiency	Color Rendering Index	Operating Temperature	Storage Temperature	Environment Location	Life span	Lamp shell
UHB1610-200W-110-H-TCP	100W/150W/200W	AC 120-277V /120-347V /277-480V	40K-50K 35K-40K -50K	2835	Fahold /Lifud /Sosen	60/85/110°	135LM/W & 150lm/W	Ra>80	-40°F~122°F -40°C~50°C	-40°F~158°F -40°C~70°C	Indoor	≥50000H	Black & White

CCT and Watts selected Operation Manual

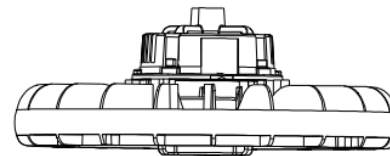
1.Remove the rubber pad from the driver



2.Use the slide switch to select wattage and CCT



3.Attach the rubber pad to the driver

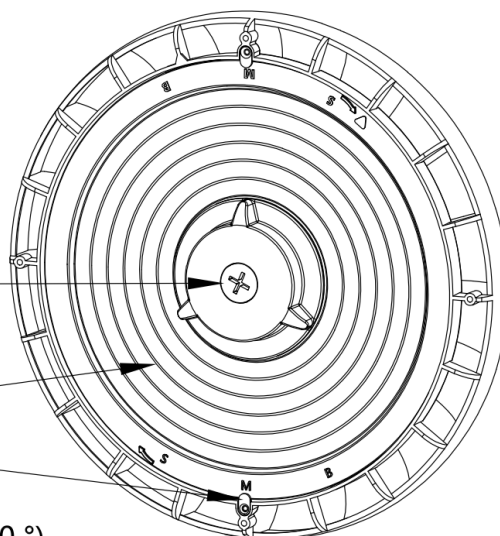


Adjust lighting angle Operation Manual

Sensor base
(Please depend on whether the object has this function)

Optical lens

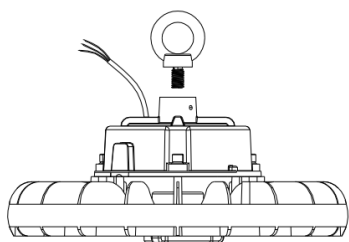
Rotate the optical lens to align the indicator
(B: 110 ° or M: 85 ° or S: 60 °)



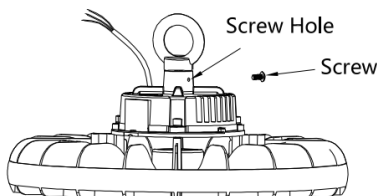
Installation Instruction

1. Rings type:

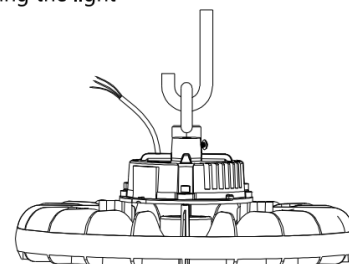
1.Tighten the ring clockwise



2.Tighten the screw

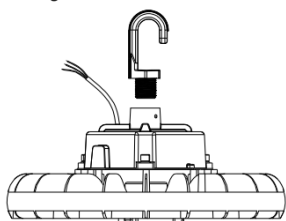


3.Hang the light

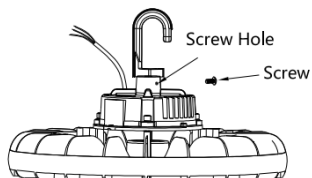


2. Hook type:

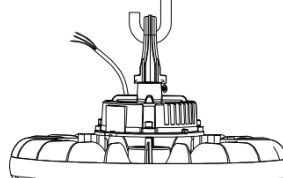
1.Tighten the hook clockwise



2.Tighten the screw



3.Hang the light



4.Tighten the screw

