

DOT12 MAGNETIC TRACK LIGHTING

VL-DOT12-30K-BK



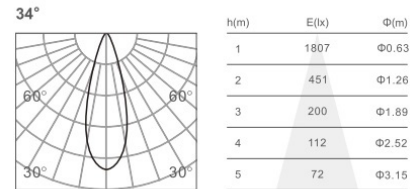
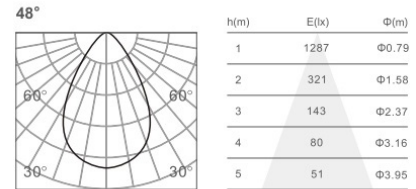
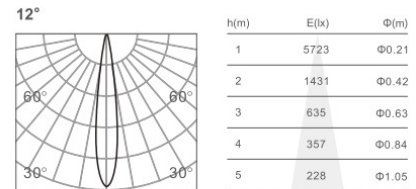
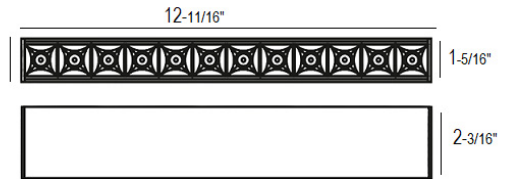
PROJECT

DESCRIPTION

The DOT12 LED magnetic channel is a sleek and versatile lighting solution designed for modern applications. Delivering 16 watts of efficient, dimmable illumination, it offers both performance and flexibility to suit a variety of lighting needs. Engineered for easy installation with its magnetic design, the DOT12 ensures a clean, seamless look in any space. It is ETL listed for safety and reliability, and specifically rated for dry locations, making it an ideal choice for residential, retail, and commercial environments where precision lighting is essential.

SPECIFICATION DETAILS

Dimensions	L12-11/16"5" x H2-3/16" x W1-5/16"
Light Source	DC LED Module
Power	16W
Total Lumen	1449lm
Delivered Lumen	1325lm
Input Voltage	24V DC
Color Temperature	3000K
CRI (Ra)	90CRI
LED Rated Life	50,000 hours
Dimming	100% - 10%, ELV Dimmer (Not Included)
Diffuser Details	individual Diode / 25 degree distribution
Location	Dry indoor
Mounting	Ceiling / Wall
Finish	Black
Illumination Direction	Diffused
Construction	Heavy Aluminum + PC
Driver	Requires 24V DC LED Driver
Standards	ETL



COMMENT

