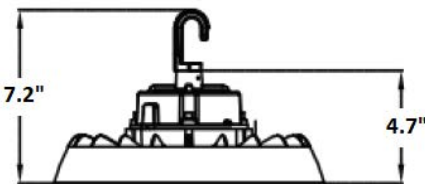
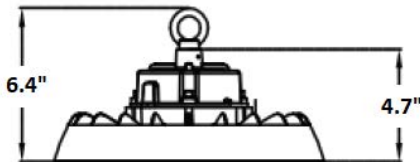
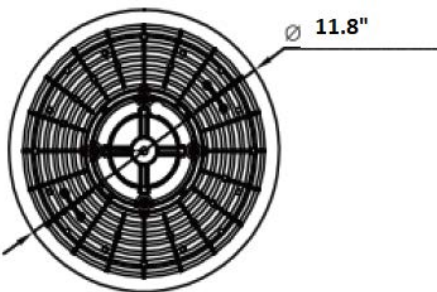


## Features

1. Simple and stylish appearance.
2. Excellent heat dissipation.
3. DLC 5.1 Premium with high luminous efficacy and low UGR.
4. Branded driver and LED's.0-10V dimming
5. PnP sensor option.
6. Mounting options: hook/chain, pole pendent and surface mounting.
7. Round EM driver for fast installation.
8. Very complete accessories for option.
9. CCT(3500K-4000K-5000K).

## Product Dimension



100W/150W/200W

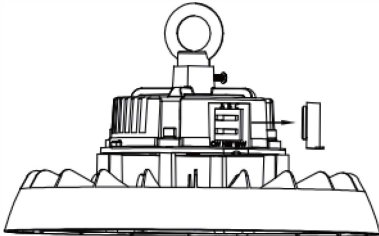
## Lighting Parameters

Model Number	Wattage	Working Voltage	CCT	Lamp Bead Model	LED Driver	Beam Angle	Lighting Efficiency	Color Rendering Index	Operating Temperature	Storage Temperature	Environment Location	Life span	Lamp shell
UHB1220-XXXW-85-H-TCP-WH	100W/150W/200W	AC 120-277V or 120-347V	3500K 4000K 5000K	2835	SOSEN	110°	135LM/W & 150LM/W	Ra>80	-40°F~122°F -40°C~50°C	-40°F~158°F -40°C~70°C	Wet Location	≥50000H	WHITE & BRONZE
UHB1220-XXXW-85-H-TCP-BZ	100W/150W/200W												

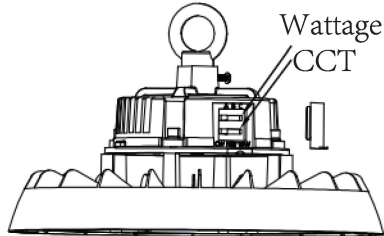


## CCT and Watts selected Operation Manual


1.Remove the rubber pad from the driver



2.Use the slide switch to select wattage and CCT



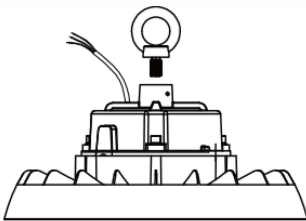
3.Attach the rubber pad to the driver



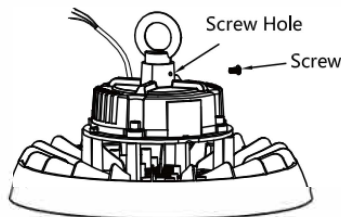
## Installation Instruction

1. Ring type :

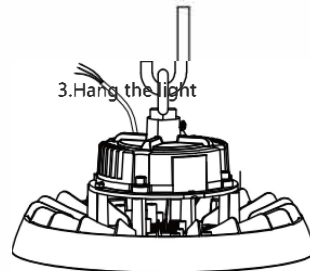
1.Tighten the ring clockwise



2.Tighten the screw

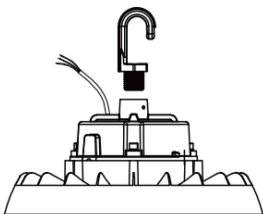


3.Hang the light

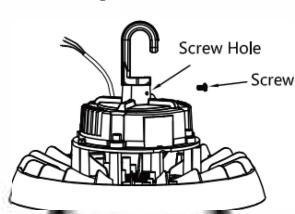


2. Hook type :

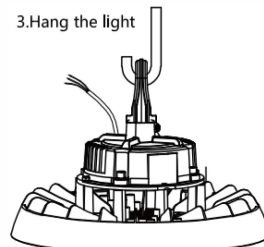
1.Tighten the hook clockwise



2.Tighten the screw



3.Hang the light



4.Tighten the screw

