

DOT12 MAGNETIC TRACK LIGHTING

VL-DOT12-30K-WH



PROJECT

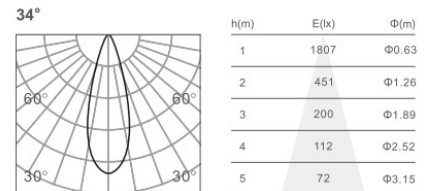
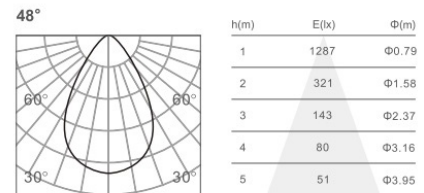
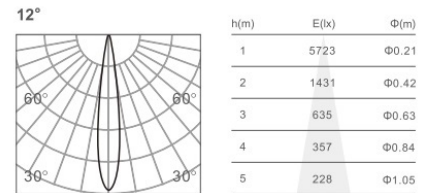
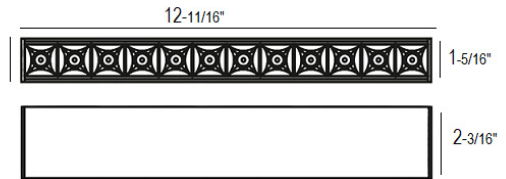


DESCRIPTION

The DOT12 LED magnetic channel is a sleek and versatile lighting solution designed for modern applications. Delivering 16 watts of efficient, dimmable illumination, it offers both performance and flexibility to suit a variety of lighting needs. Engineered for easy installation with its magnetic design, the DOT12 ensures a clean, seamless look in any space. It is ETL listed for safety and reliability, and specifically rated for dry locations, making it an ideal choice for residential, retail, and commercial environments where precision lighting is essential.

SPECIFICATION DETAILS

| | |
|-------------------------------|---|
| Dimensions | L12-11/16"5" x H2-3/16" x W1-5/16" |
| Light Source | DC LED Module |
| Power | 16W |
| Total Lumen | 1449lm |
| Delivered Lumen | 1325lm |
| Input Voltage | 24V DC |
| Color Temperature | 3000K |
| CRI (Ra) | 90CRI |
| LED Rated Life | 50,000 hours |
| Dimming | 100% - 10%, ELV Dimmer (Not Included) |
| Diffuser Details | individual Diode / 34 degree distribution |
| Location | Dry indoor |
| Mounting | Ceiling / Wall |
| Finish | Black |
| Illumination Direction | Diffused |
| Construction | Heavy Aluminum + PC |
| Driver | Requires 24V DC LED Driver |
| Standards | ETL |



COMMENT

